



### District Report Card: 2017


<b>State:</b> Rajasthan	<b>District:</b> Rajsamand
<b>Class:</b> 8	<b>Subject:</b> Language
<b>Schools:</b> 51	<b>Students:</b> 1177


### Participation/Coverage


#### Students

<div>GENDER</div> <div></div>	Boys		Girls	
	Number	%	Number	%
	536	45.54	641	54.46

<div>AREA</div> <div></div>	Rural		Urban	
	Number	%	Number	%
	1104	93.80	73	6.20

<div>CATEGORY</div> <div></div>	SC		ST		OBC		GEN	
	Number	%	Number	%	Number	%	Number	%
	172	14.61	141	11.98	726	61.68	138	11.72

<div>CWSN</div> <div></div>	LD	VI	HI	S&LD	ID	Oth
	2	1	3	5	2	1

<div>Management</div> <div></div>	Government		Government-aided	
	Number	%	Number	%
	1177	100.00	0	0.00

### Average Performance of Students in Language (%)

Overall	Gender		Area		Management		Social Group			
	Male	Female	Rural	Urban	Govt.	Aided	SC	ST	OBC	GEN
64.50	62.55	66.14	64.46	65.11	64.50	0.00	65.97	58.82	65.68	62.27

### Performance on Learning Outcomes (LOs)

Learning Outcomes	Description	Average Performance(%)
L813	Read textual/non-textual materials with comprehension and identifies the details, characters, main idea and sequence of ideas and events while reading	64.50

Range of Performance of Students who Answered Correctly							
Below 30%		30% - 50%		50% - 75%		Above 75%	
Number	%	Number	%	Number	%	Number	%
112	9.52	198	16.82	446	37.89	421	35.77

### Lowest Performing Learning Outcomes (LOs)

1 - Read textual/non-textual materials with comprehension and identifies the details, characters, main idea and sequence of ideas and events while reading (64.50)